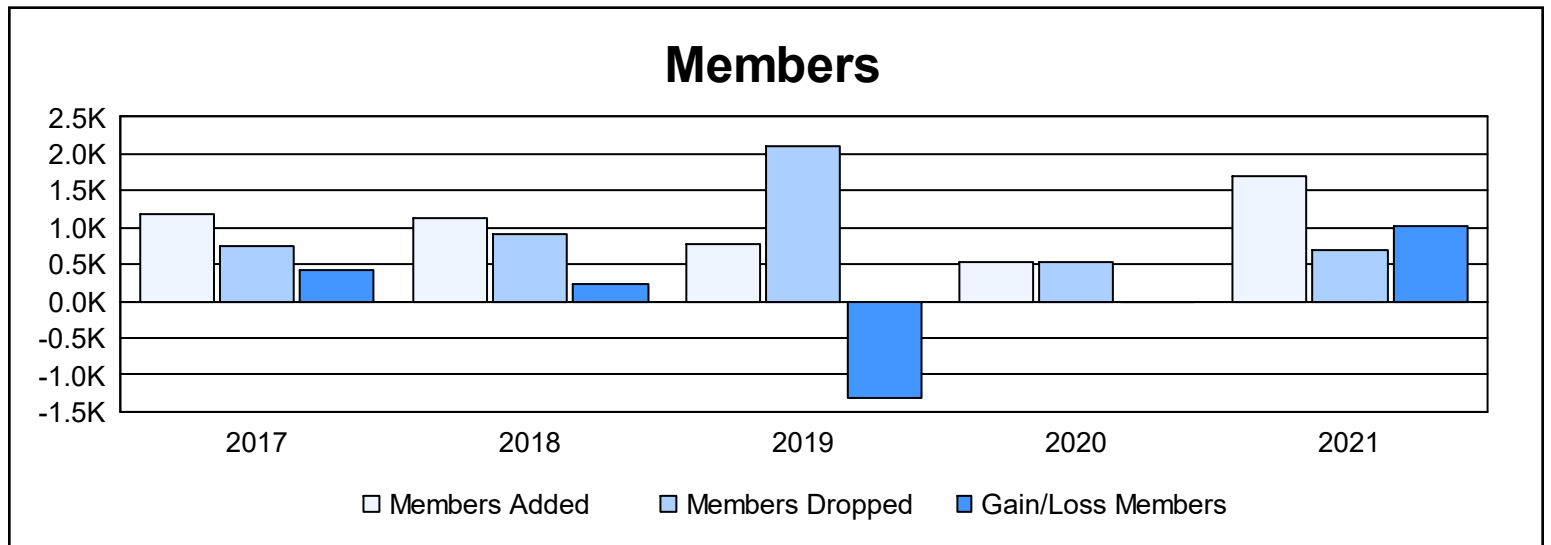
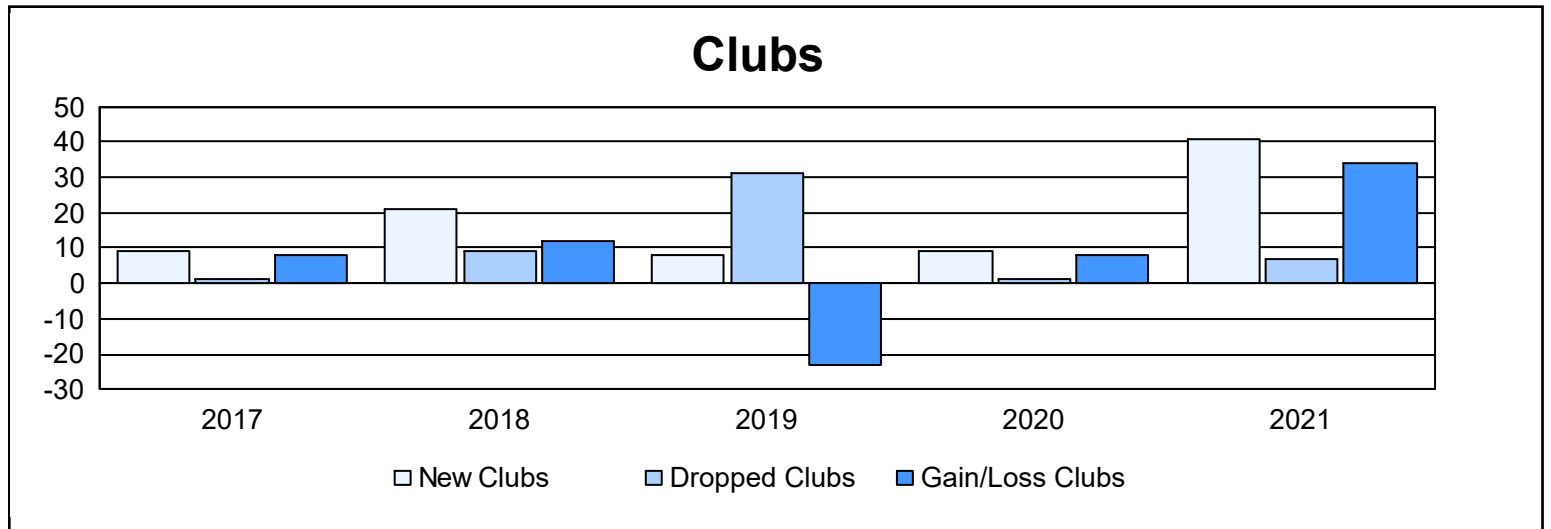
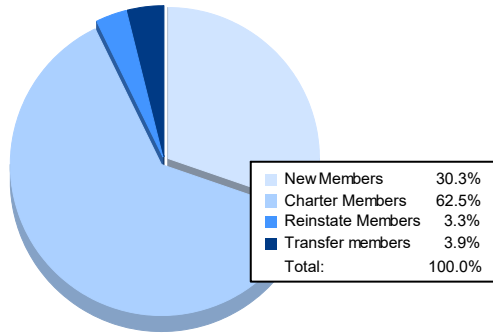


Year	New Clubs	Dropped Clubs	Gain/ Loss Clubs	New Members	Charter Members	Reinstate Members	Transfer Members	Total Member Added	Total Members Dropped	Gain/ Loss Members
2016-2017	9	1	8	404	315	271	188	1,178	761	417
2017-2018	21	9	12	142	790	5	200	1,137	907	230
2018-2019	8	31	-23	324	294	73	81	772	2,092	-1,320
2019-2020	9	1	8	177	320	14	9	520	523	-3
2020-2021	41	7	34	514	1,062	56	66	1,698	686	1,012
<b>Average</b>	<b>18</b>	<b>10</b>	<b>8</b>	<b>312</b>	<b>556</b>	<b>84</b>	<b>109</b>	<b>1,061</b>	<b>994</b>	<b>67</b>



### Membership Composition June 2021 Cumulative



### Gender Composition June 2021 Cumulative

